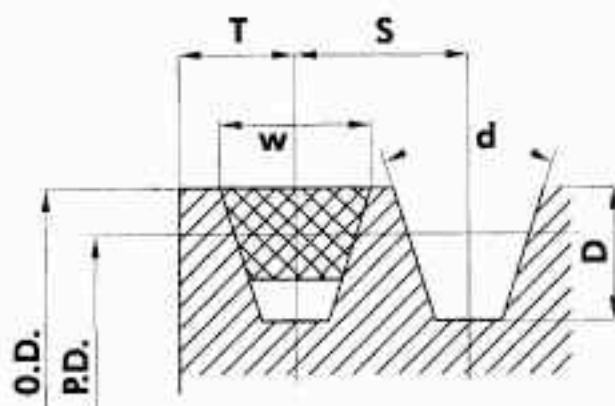
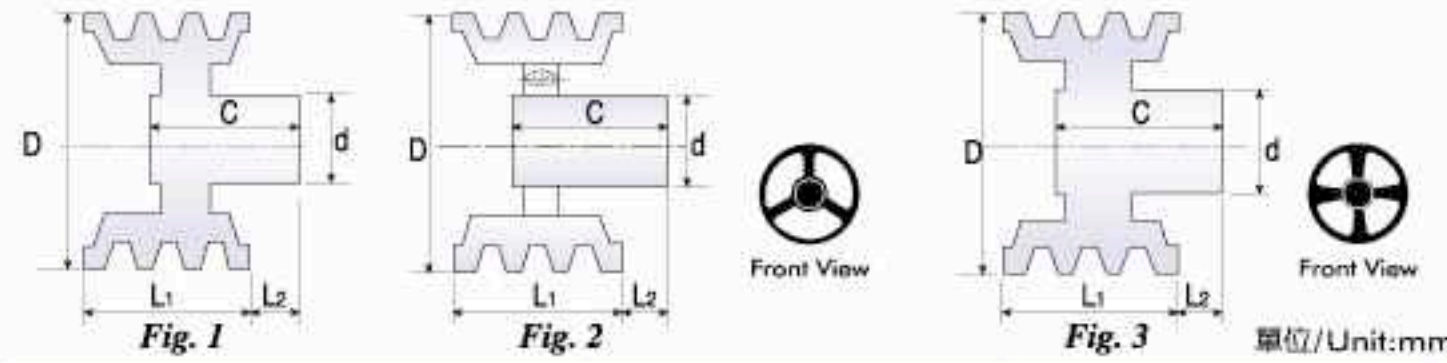


PL series 輕型 (LIGHT TYPE)



Standard Groove Dimension
標準溝形尺寸表 單位/Unit:mm

	P.D.外徑	d	W	D	S	T
A溝 type	4"以下	34°	12	11.9	16	10
	4-1/2"-6-1/2"	36°	12.1	12	16	10
	7"以上	38°	12.2	12	16	10
B溝 type	4"以下	34°	15.4	14	20	12
	4-1/2"-6-1/2"	36°	15.5	14.8	20	12
	7"以上	38°	15.6	15	20	12
C溝 type	9"以下	34°	21.2	18.8	25.5	16.5
	10"-12"	36°	21.5	19	25.5	16.5
	13"以上	38°	21.5	19	25.5	16.5



簡易選用建議表 (驅動軸) Recommend List for Driven Spindle

極數 (迴轉數) Pole (r.p.m.)	馬達規格 Motor Specification			運轉負荷 (Loading)		
	定格出力 Out Put		適用軸徑 Spindle diameter (mm)	(1)變動 小 (Light duty)	(2)變動 中 (Medium duty)	(3)變動 大 (Heavy duty)
	(kw)	(Ps)				
2P 2900/3450 (R.P.M.)	0.4	0.5	14	A1	A1	A1
	0.75	1	19	A1	A1	A1, B1
	1.5	2	24	A1, B1	A1, B1, A2	B1, A2
	2.2	3	24	A1, B1	B1, A2	B1, A2, A3
	3.7	5	28	B1, A2	A2, A3, B2	A3, B2, A4
	5.5	7.5	38	A2, A3, B2	A3, B2	B2, A4, B3
	7.5	10	38	A3, B2	B2, B3	A4, B3
	11	15	38	B2, A4, B3	B3, B4	B4
	13.5	18	38	B3, B4	B4, B5	B5, C3
	15	20	42	B4, B5	B4, B5, C3	B5, C3
4P 1450/1725 (R.P.M.)	0.4	0.5	14	A1	A1	A1, B1
	0.75	1	19	A1, B1	A1, B1	A1, B1
	1.5	2	24	A1, B1	B1, A2	B1, A2, A3
	2.2	3	24	B1, A2	A2, A3, B2	A3, B2
	3.7	5	28	A2, A3, B2	A3, B2, A4	B2, B3
	5.5	7.5	38	A3, B2, A4	A4, B3, B4	B3, B4
	7.5	10	38	B2, B3	B3, B4	B4, B5, C3
	11	15	42	B3, B4	B4, B5	B5, C3
	15	20	42	B4, C3	B5, C3	C3, C4
	18.5	25	48	B5, C3	C3, C4	C4, C5
6P 960/1150 (R.P.M.)	0.4	0.5	14	A1	A1	A1, B1
	0.75	1	19	A1, B1	A1, B1	A1, B1
	1.5	2	24	A1, B1	B1, A2	B1, A2
	2.2	3	28	B1, A2	A2, A3	A2, A3, B2
	3.7	5	38	A2, A3, B2	A3, B2, A4	B2, A4, B3
	5.5	7.5	38	A3, B2, B3	A4, B3, B4	B3, B4
	7.5	10	42	A4, B3, B4	B4, B5	B5, C3
	11	15	42	B3, B4	B4, B5	B5, C3
	15	20	42	B4, B5	B5, C3	C3, C4
	18.5	25	55/48	C3, C4	C4, C5	C5, C6
6P 960/1150 (R.P.M.)	22	30	55	C3, C4, C5	C5, C6	C6, C7
	30	40	60/55	C3, C4, C5	C5, C6	C6, C7
	30	40	60	C4, C5, C6	C6, C7	C7, C8

外徑/規格 O.D.	A1 (A Type 1 Groove)					A2 (A Type 2 Groove)					A3 (A Type 3 Groove)							
	Fig 圖號	D	d	L1	L2	C	Fig 圖號	D	d	L1	L2	C	Fig 圖號	D	d	L1	L2	C
3"	1	76.2	50	20	20	32	1	76.2	50	36	19	39						
3-1/2"	1	88.9	50	20	20	33	1	88.9	56	36	20	40						
4"	1	101.6	50	20	20	33	1	101.6	58	36	20	39						
4-1/2"	1	114.3	50	20	20	32	1	114.3	60	36	20	40						
5"	2	127.0	49	20	20	35	1	127.0	60	36	20	42	1	127.0	61	52	20	50
5-1/2"	2	139.7	49	20	20	36	1	139.7	60	36	20	43						
6"	2	152.4	50	20	20	36	1	152.4	60	36	20	42						
6-1/2"	3	165.1	56	20	20	36	1	165.1	60	36	20	42						
7"	3	177.8	56	20	20	37	3	177.8	59	36	20	47	3	177.8	70	52	20	57
8"	3	203.2	56	20	12	32	3	203.2	61	36	20	47	3	203.2	70	52	20	57
9"	3	228.6	58	20	20	40	3	228.6	62	36	20	48	3	228.6	71	52	20	57
10"	3	254.0	60	20	20	39	3	254.0	68	36	20	49	3	254.0	77	52	20	58
11"	3	279.4	62	20	20	38	3	279.4	67	36	20	47	3	279.4	77	52	20	58
12"	3	304.8	63	20	20	38	3	304.8	68	36	20	50	3	304.8	77	52	20	60

外徑/規格 O.D.	A1 (A Type 1 Groove)					A2 (A Type 2 Groove)					A3 (A Type 3 Groove)							
	Fig 圖號	D	d	L1	L2	C	Fig 圖號	D	d	L1	L2	C	Fig 圖號	D	d	L1	L2	C
3"	1	76.2	50	24	20	35	1	76.2	50	44	20	44						
3-1/2"	1	88.9	50	24	20	34	1	88.9	56	44	20	44						
4"	1	101.6	51	24	20	33	1	101.6	56	44	20	44						
4-1/2"	1	114.3	50	24	20	35	1	114.3	56	44	20	44						
5"	2	127.0	49	24	20	38	1	127.0	60	44	20	45						
5-1/2"	2	139.7	49	24	20	37	1	139.7	60	44	20	47						
6"	2	152.4	56	24	20	37	1	152.4	61	44	20	47						
6-1/2"	3	165.1	56	24	20	38	1	165.1	61	44	20	47						
7"	3	177.8	58	24	20	42	3	177.8	63	44	20	50	3	177.8	70	64	20	61
8"	3	203.2	58	24	20	38	3	203.2	63	44	20	50	3	203.2	70	64	20	64
9"	3	228.6	58	24	20	40	3	228.6	67	44	20	52	3	228.6	70	64	20	62
10"	3	254.0	62	24	20	40	3	254.0	70	44	20	52	3	254.0	78	64	20	63
11"	3	279.4	62	24	20	40	3	279.4	70	44	20	53	3	279.4	76	64	20	65
12"	3	304.8	68	24	20	56	3	304.8	70	44	20	55	3	304.8	78	64	20	66



Distributed by / 經銷商:



CAST IRON PULLEY

各式傳動皮帶輪



全系列產品均通過 ISO-9001 國際品質認證

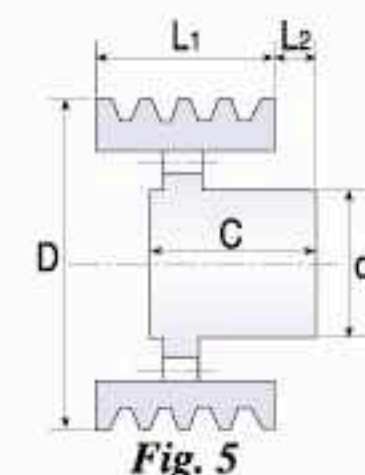
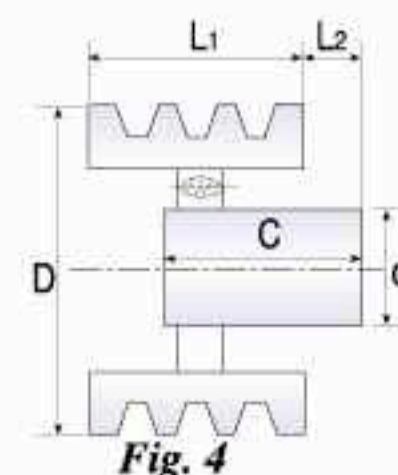
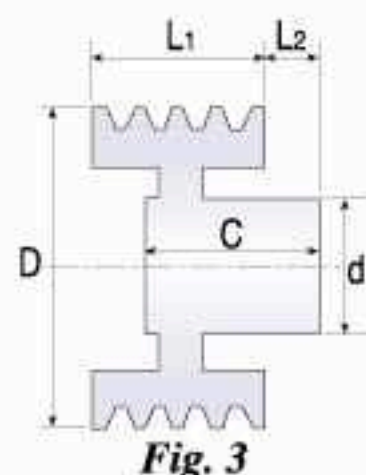
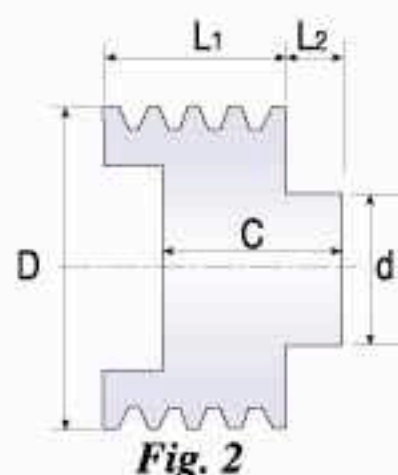
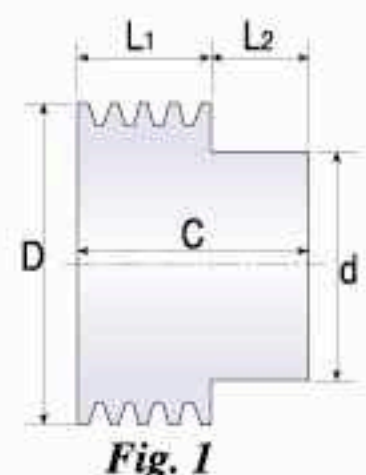
1996.02.2004

FEATURES AND CONSTRUCTION:

- From mold making to foundry, from heat treatment to processing, from products to distributors, all processes are conducted in house. All this enables us to provide comprehensive services, dependable quality and the most competitive prices.
- The pulleys are precision machined by imported Japanese single purpose machines and CNC lathes for exceptional accuracy.
- All the casting processes are computer controlled for monitoring material variation thereby ensuring superior quality and long service life of the cast iron.
- We maintain a large stock of standard dimensions for prompt delivery.
- Custom sizes are available to meet your drawings or specifications.

結構及優異特性：

- 從開模到鑄造、從熱處理到加工、從成品到客戶端，全程自廠自銷，能提供最完整的售後服務，及最有競爭力的品質與價位。
- 皮帶輪採用日本原裝進口單能專用機械及CNC車床加工，徹底掌握加工精度。
- 鑄造過程輔以電腦全程監控材質變動，確實掌控鑄鐵品質，增長使用壽命。
- 一般常用規格，均備有庫存量，可快速交貨。
- 特殊規格皮帶輪可依圖面訂製。



單位/Unit:mm

外徑/規格 O.D.	A1 (A Type 1 Groove)						A2 (A Type 2 Groove)						A3 (A Type 3 Groove)					
	圖號	D	d	L1	L2	C	圖號	D	d	L1	L2	C	圖號	D	d	L1	L2	C
2"	1	50.8	39	20	18	38	1	50.8	40	36	19	55						
2-1/2"	1	63.5	45	20	19	39	1	63.5	50	36	19	54	1	63.5	49	52	20	71
3"	1	76.2	49	20	20	40	1	76.2	54	36	20	55	2	76.2	59	52	20	66
3-1/2"	1	88.9	50	20	20	40	2	88.9	60	36	20	34	2	88.9	65	52	20	49
4"	2	101.6	50	20	20	25	2	101.6	68	36	20	35	2	101.6	68	52	20	50
4-1/2"	2	114.3	55	20	20	30	2	114.3	68	36	20	34	2	114.3	72	52	20	53
5"	3	127.0	58	20	20	35	2	127.0	68	36	20	35	2	127.0	72	52	20	48
5-1/2"	3	139.7	60	20	20	35	2	139.7	68	36	20	37	3	139.7	75	52	20	52
6"	3	152.4	62	20	20	34	3	152.4	68	36	20	45	3	152.4	78	52	20	52
6-1/2"	3	165.1	62	20	20	34	3	165.1	68	36	20	46	3	165.1	78	52	20	53
7"	5	177.8	62	20	20	35	5	177.8	68	36	20	44	3	177.8	78	52	20	55
8"	5	203.2	62	20	20	35	5	203.2	68	36	20	43	5	203.2	78	52	20	56
9"	5	228.6	62	20	20	37	5	228.6	68	36	20	44	5	228.6	78	52	20	54
10"	5	254.0	62	20	20	37	5	254.0	72	36	20	45	5	254.0	80	52	20	56
11"	5	279.4	62	20	20	36	5	279.4	72	36	20	43	5	279.4	80	52	20	56
12"	5	304.8	68	20	20	36	5	304.8	72	36	20	44	5	304.8	80	52	20	58

單位/Unit:mm

外徑/規格 O.D.	B1 (B Type 1 Groove)						B2 (B Type 2 Groove)						B3 (B Type 3 Groove)						B4 (B Type 4 Groove)					
	圖號	D	d	L1	L2	C	圖號	D	d	L1	L2	C	圖號	D	d	L1	L2	C	圖號	D	d	L1	L2	C
2"	1	50.8	39	24	16	40	1	50.8	41	44	16	60	1	50.8	52	64	16	80						
2-1/2"	1	63.5	50	24	16	40	1	63.5	46	44	18	62	1	63.5	60	64	20	84						
3"	1	76.2	50	24	18	42	1	76.2	55	44	20	64	2	76.2	60	64	20	64						
3-1/2"	1	88.9	57	24	20	44	2	88.9	60	44	20	41	2	88.9	70	64	20	58	2	88.9	70	84	20	80
4"	2	101.6	59	24	20	29	2	101.6	68	44	20	41	2	101.6	70	64	20	58	2	101.6	78	84	20	76
4-1/2"	2	114.3	60	24	20	36	2	114.3	68	44	20	41	2	114.3	74	64	20	58	2	114.3	78	84	20	72
5"	3	127.0	60	24	20	35	2	127.0	68	44	20	41	2	127.0	78	64	20	59	2	127.0	85	84	20	75
5-1/2"	3	139.7	65	24	20	35	2	139.7	68	44	20	41	2	139.7	78	64	20	59	2	139.7	88	84	20	80
6"	3	152.4	65	24	20	38	3	152.4	72	44	20	48	2	152.4	78	64	20	57	2	152.4	90	84	20	80
6-1/2"	3	165.1	65	24	20	38	3	165.1	72	44	20	48	3	165.1	80	64	20	61	3	165.1	90	84	20	81
7"	5	177.8	65	24	20	38	5	177.8	72	44	20	48	3	177.8	80	64	20	60	3	177.8	90	84	20	72
7-1/2"	5	190.5	65	24	20	38	5	190.5	72	44	20	48	3	190.5	80	64	20	62	3	190.5	90	84	20	72
8"	5	203.2	65	24	20	38	5	203.2	72	44	20	48	5	203.2	80	64	20	62	3	203.2	90	84	20	74
8-1/2"							5	215.9	72	44	20	47	5	215.9	80	64	20	62	3	215.9	90	84	20	76
9"	5	228.6	65	24	20	38	5	228.6	72	44	20	48	5	228.6	80	64	20	60	5	228.6	90	84	20	70
10"	5	254.0	65	24	20	39	5	254.0	75	44	20	48	5	254.0	85	64	20	60	5	254.0	90	84	20	75
11"	5	279.4	68	24	20	38	5	279.4	75	44	20	47	5	279.4	85	64	20	58	5	279.4	90	84	20	75
12"	5	304.8	72	24	20	40	5	304.8	75	44	22	50	5	304.8	85	64	20	58	5	304.8	90	84	20	75
13"							4	330.2	78	44	25	50	4	330.2	85	64	25	65	4	330.2	90	84	25	75
14"	4	355.6	72	24	22	44	4	355.6	78	44	25	55	4	355.6	85	64	25	68	4	355.6	95	84	25	75
15"							4	381.0	78	44	25	55	4	381.0	85	64	25	68	4	381.0	95	84	25	76
16"	4	406.4	72	24	22	42	4	406.4	80	44	25	55	4	406.4	85	64	25	68	4	406.4	95	84	25	76
18"							4	457.2	80	44	25	57	4	457.2	85	64	25	68	4	457.2	95	85	25	78
20"							4	508.0	80	44	25	57	4	508.0	85	64	25	68	4	508.0	95	85	25	78

單位/Unit:mm

外徑/規格 O.D.	C3 (C Type 3 Groove)						C4 (C Type 4 Groove)					
	圖號	D	d	L1	L2	C	圖號	D	d	L1	L2	C
4"	1	101.6	90	84	25	110						
4-1/2"	1	114.3	95	84	25	110	1	114.3	95	110	25	138
5"	1	127.0	95	84	25	112	1	127.0	100	110	25	138
5-1/2"	2	139.7	105	84	25	110	2	139.7	105	110	25	138
6"	2	152.4	105	84	25	112	2	152.4	110	110	25	138
6-1/2"	2	165.1	110	84	25	110	2	165.1	110	110	25	138
7"	2	177.8	105	84	25	82	2	177.8	110	110	25	103
7-1/2"	2	190.5	105	84	25	82	2	190.5	110	110	25	103
8"	3	203.2	100	84	25	84	3	203.2	105	110	25	98
8-1/2"	3	215.8	105	84	25	84	3	215.8	105	110	25	98
9"	3	228.6	105	84	25	84	3	228.6	105	110	25	98
10"	5	254.0	105	84	25	82	5	254.0	105	110	25	98
11"	5	279.4	105	84	25	84	5	279.4	110	110	25	98
12"	5	304.8	105	84	25	84	5	304.8	110	110	25	98
13"	5	330.2	105	84	25	80	5	330.2	110	110	25	94
14"	5	355.6	105	84	25	80	5	355.6	110	110	25	94
15"	5	381.0	105	84	25	80	5	381.0	110	110	25	94
16"	5	406.4	105	84	25	82	5	406.4	110	110	25	94
18"	5	457.2	105	84	25	80	5	457.2	110	110	25	94
20"	5	508.0	105	84	25	80	5	508.0	110	110	25	94